

PS Count-Down Checklist Worksheet

PX # from figure 2	Count down days	This is a list of the most likely sequence of events based on user chosen end date. Use this pole shift count-down checklist worksheet template to keep track of your observations and to help predict expected results. Enter the estimated date for pole shift in cell D2 and the rest of the dates will be auto-calculated. The sequence of events is a human understanding of the clues left by the Zetas of http://www.Zetataalk.com/ .	Expected Date	Your Observed Date
1		Put your estimated Pole Shift date into the blank on the right. For example: 28 May 18, etc.	28-May-18	
1		Note: These sequences do not include any of the un-predictable warning times when the ET's are exaggerating the Earth wobble, producing high tides, and sloshing of the ocean. This done like a diner bell, to wake up those on the planet that a Pole shift is coming and is near at hand.		
1		Two years after the PS (pole shift), due to melting polar caps, and many other factors, sea levels will rise, an estimate some 675 feet above current levels. Choose your location with this in mind.		
1	52	PX will get to be almost the size of the moon at the time of passage at 14 million miles away. At all times, it is expected to be red to deep red, and may never be a distinct image due to all of the red iron oxide dust around it.	06-Apr-18	
1	51	7.3 weeks the before pole shift, PX is starting to be visible to naked eye: First as faint reddish blur, later to look like a cross, then eventually as a winged globe with comet like tail and swirling moons.	07-Apr-18	
1	50		08-Apr-18	
1	49	Its now 7 weeks before PS. During this time frame many more will start to see PX for the first time. Look for it just as soon as it is dark and in the direction of the sunset near the ecliptic (path of sun and planets along an east west direction).	09-Apr-18	
1	48		10-Apr-18	
1	47		11-Apr-18	
1	46		12-Apr-18	
1	45		13-Apr-18	
1	44		14-Apr-18	
1	43	Expect most will be able to see PX with the naked eye around this date.	15-Apr-18	
1	42		16-Apr-18	
1	41		17-Apr-18	
1	40		18-Apr-18	
1	39		19-Apr-18	
1	38		20-Apr-18	
1	37		21-Apr-18	
1	36		22-Apr-18	
1	35		23-Apr-18	
1	34		24-Apr-18	
1	33		25-Apr-18	
1	32		26-Apr-18	
1	31		27-Apr-18	
1	30		28-Apr-18	
1	29		29-Apr-18	
1	28		30-Apr-18	
1	27		01-May-18	
1	26		02-May-18	
2	25	Start of 18 day of Earth Slowing Rotation. This is the start of a 270 degree roll of earth's axis that ends with rotation stoppage and the pole shift.	03-May-18	
2	24	Look for PX to be close to the sun. PX passes close to the sun on or near this date	04-May-18	
2	23		05-May-18	
2	22		06-May-18	
3	21		07-May-18	
3	20		08-May-18	
3	19	At some point the sun appears to rise in the North east, and set in the south west.	09-May-18	
3	18	Earth's north axis tilts a bit back toward the sun.	10-May-18	

PS Count-Down Checklist Worksheet

PX # from figure 2	Count down days	This is a list of the most likely sequence of events based on user chosen end date. Use this pole shift count-down checklist worksheet template to keep track of your observations and to help predict expected results. Enter the estimated date for pole shift in cell D2 and the rest of the dates will be auto-calculated. The sequence of events is a human understanding of the clues left by the Zetas of http://www.Zetataalk.com/ .	Expected Date	Your Observed Date
3	17		11-May-18	
4	16	9 days of Severe Wobble. Strong winds, and sloshing water (oceans) result.	12-May-18	
4	15	Start of 3 Days of darkness for the Northern hemisphere. PX crosses ecliptic to make Zeta triangle. PX's tale sweeps across earth, red dusting, waters turn red.	13-May-18	
4	14	The Earth changes will increase dramatically. Devastating quakes, collapsing cities, monstrous tidal waves, and disruption of services - power, gas, water, and phone. Bridges will be down, roadways torn, the atmosphere so volatile that planes cannot be safely lofted.	14-May-18	
5	13		15-May-18	
6	12	6 days of Sunrise West. Earth is upside down continuing to rotate in the same direction.	16-May-18	
6	11	For near side of the sun Venus orbit crossing , if it is predicted to occur for this date, look in the direction of Venus. PX should be close to it as it passes by on or near this date.	17-May-18	
6	10		18-May-18	
6	9		19-May-18	
6	8		20-May-18	
6	7	Slowing rotation will be such that over two days, one will notice minutes lost, then hours then stopped. The most probable stopped orientation would be with Earth's south direction, or southern hemisphere pointed toward the sun with the Atlantic trench facing PX. The Northern hemisphere would be mostly in twilight and/or darkness.	21-May-18	
7	6	Stopped: 6 (5.9) days of NO earth rotation on its axis. Earth is groaning, and making noises as geological changes take place throughout the world. The core is trying to turn and the crust is held magnetically at the Atlantic trench facing PX. Plate slippage is taking place in a direction away from the Atlantic trench.	22-May-18	
7	5	All travel and traffic will be stopped, all communications down, the world frozen in horror, waiting for the next blow. The Earth is stopped in it's orbit around the sun, now being drawn in closer to PX.	23-May-18	
7	4	Cities imploding, bridges and roadways and rail lines distorted, all the infrastructure of man's civilized existence rupturing.	24-May-18	
7	3	Earth is hot on sun side and cold on the dark side. Increased wind helps stabilize temperature.	25-May-18	
7	2	Endless moaning and a continuously trembling Earth. Strong and unusual windstorms.	26-May-18	
7	1	Red dusting is a countdown clue , that only hours remain. Hailstones and firestorms may follow the red dusting (Iron oxide) and are another clue of only hours to the shift.	27-May-18	
8	0	The Pole shift with high magnitude earthquakes (9-10+), and hurricane winds (approximate 100 MPH) is over in slightly less than 1 hrs time. New north pole is just off the cost of Brazil. New south pole is off the cost of India. At first there is a vibration of sorts, a jiggling, as the crust separates in various places from the core. Then there is a Slide, where the crust is dragged, over minutes, to a new location, along with the core. During the slide, tidal waves move over the Earth along the coast lines, as the water is not attached and can move independently. The water and the atmosphere tends to stay where it is, the crust moving under it, essentially. When the core finds itself aligned, it churns about somewhat, settling, but the crust, more solid and in motion, proceeds on. This is in fact where mountain building and massive earthquakes occur, just as car crashes do their damage on the point of impact, when motion must stop. See shallow trench covered with sheet metal (http://www.zetataalk2.com/poleshft/p177.htm) as a recommended way to survive.	28-May-18	
9	1		29-May-18	
9	2	Earth's rotation starts as PX rapidly moves on out.	30-May-18	
		For more details on what to do read Zetataalk preparation help http://www.zetataalk.com/index/help.htm , safe locations advice http://www.zetataalk.com/info/tinfo242.htm and pole shift http://www.zetataalk.com/poleshft/p00.htm		
		See Zetataalk after-time http://www.zetataalk.com/xtime/x00.htm and transformation http://www.zetataalk.com/transfor/t00.htm files for details of what happens next.		
		See TT (Troubled Times) http://www.zetataalk.com/thub00.htm and http://www.pssurvival.com/ for long term survival information.		

PS Count-Down Checklist Worksheet

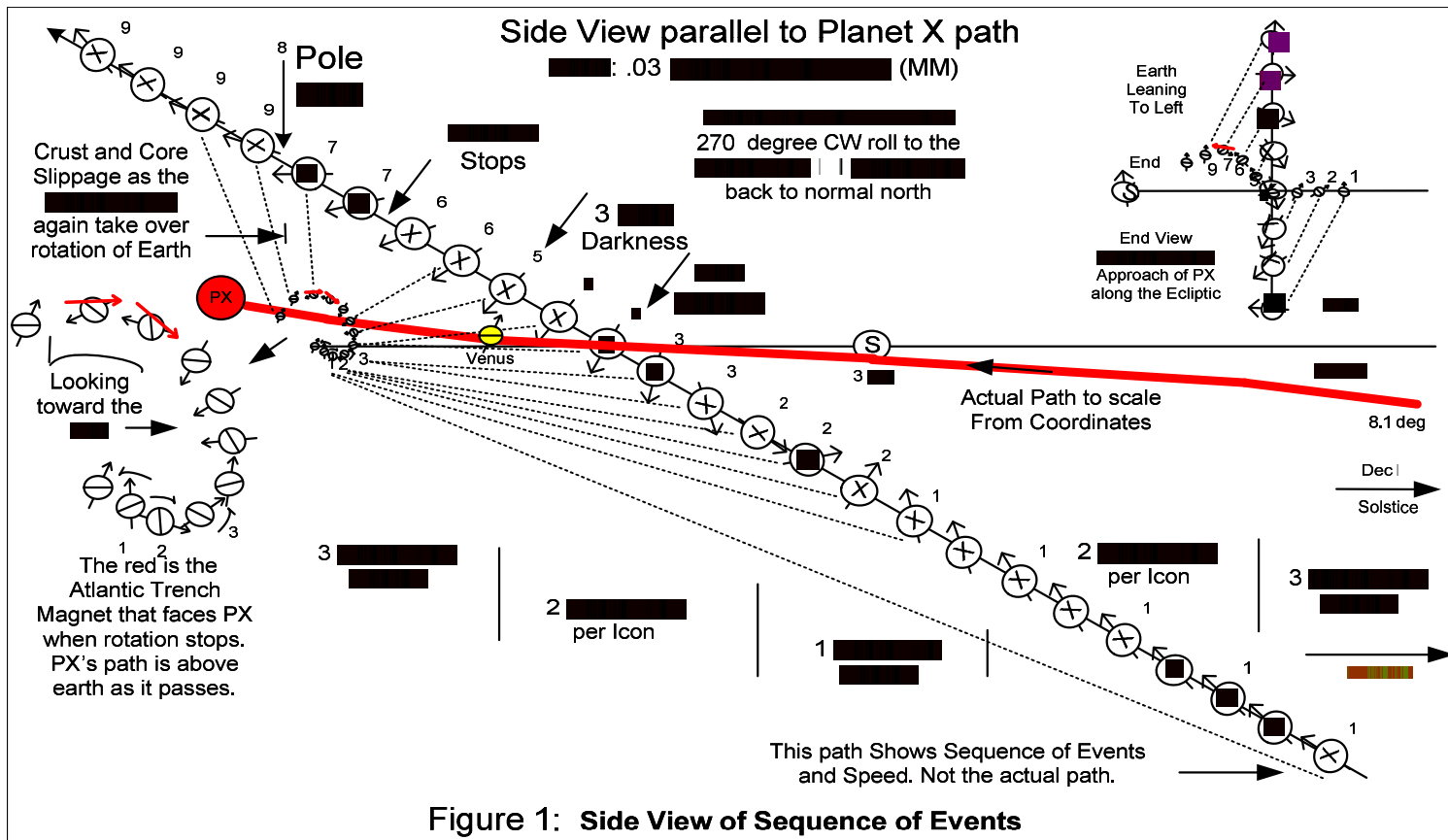


Figure 1 Shows a side, and end view of the sequence of events. The red path for PX is drawn roughly to scale, to show how close Venus, and PX come to each other, and how close PX gets to earth. Earth is expected to be pulled around a bit in its orbit, as show in the expanded view of earth's movement. The diagram shows PX passing though earth's motion icons. This is not true to scale. It was't able shrink it down enough on this diagram and still see where the stages are. Consider this much smaller in motion and that PX passes over the top and to the left side of earth (facing the sun). Figure 5 and 6 show this better. Note the red arrow pointing in the opposite direction from earth's poles. This represents the magnetized iron in the Atlantic trench, that cause a shift in earth's orientation (180 degree end for end flip of the earth) during the 6 days the planet has stopped rotating. The sequence of events line, shows functionally what happens with coupling magnetic fields for earth and PX (X). It also shows the effect of the suns magnetic field on PX. PX speeds up as it gets close to the sun, and slows down after the sun. .

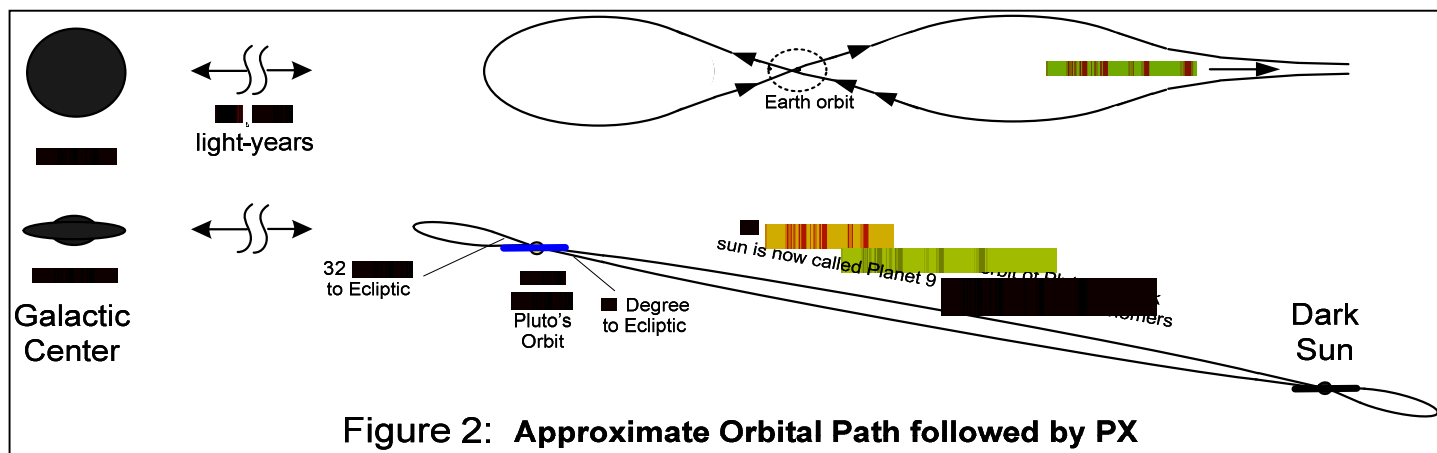


Figure 2 shows the overview orbit of PX between our sun and the dark twin star. According to the Zetas we are a two star or binary system with one lit an one dark or not lit star of about equal size. The blue orbit is Pluto. The orbit of PX crosses over the return orbit, just after passing the sun on it's approach.

PS Count-Down Checklist Worksheet

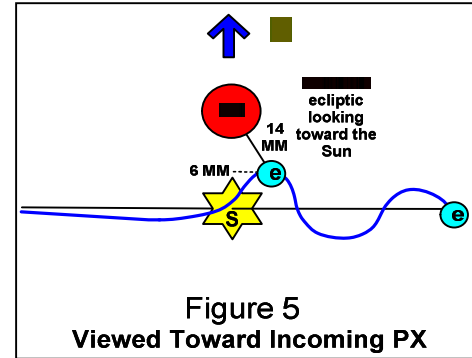
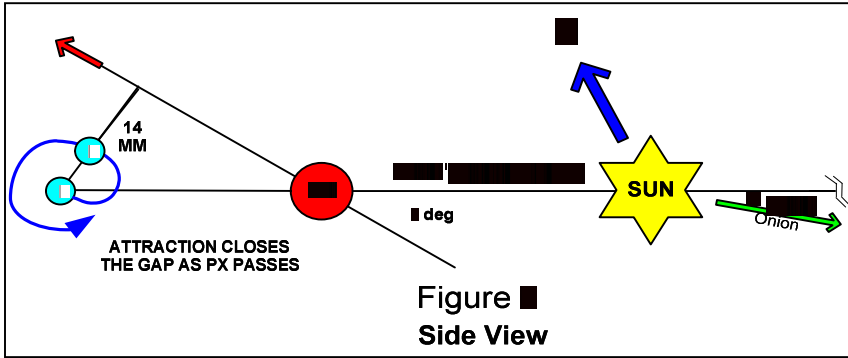


Figure 4 and 5 shows the path of PX as it comes in from Orion. The earth's dark twin is pulled toward PX, or further along in its orbit around the sun, nearer to incoming PX path as PX approaches earth's orbit. This speeds the twin up, so it can come closer to Earth latter on. PX passes the sun, and goes on to make the Zeta triangle at the ecliptic, and then passes Venus resulting in a Pole Shift as it passes earths orbit. There are lots of forces and timings in play beyond what can be estimated at, at this time, thus the date is given plus or minus a week or so. Figure 4 and 5 also shows how the earth is pulled out of it's orbit from various views.